


ITP sector international student trends

Full year 2013



The number of international students
-1%

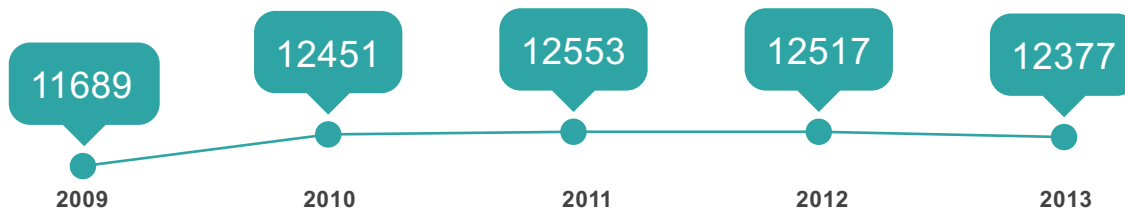
Tuition fee income for full fee-paying students
+5%

Students studying at postgraduate level
+17%

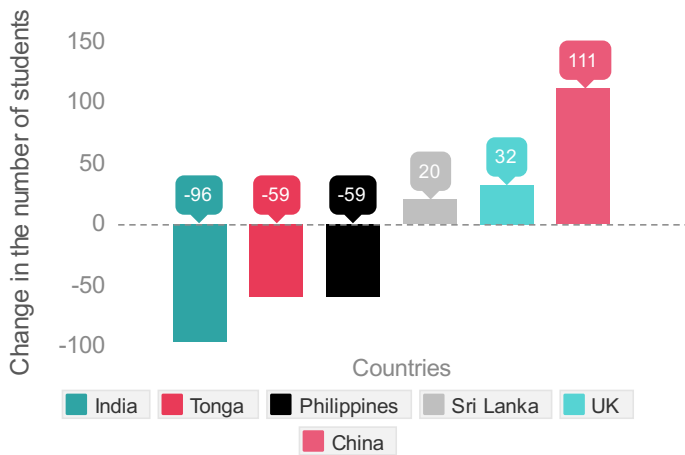
Students studying 'Architecture & Building'
+20%

Number of "Vocational Education & Training" enrolments in Australia
-6.4%

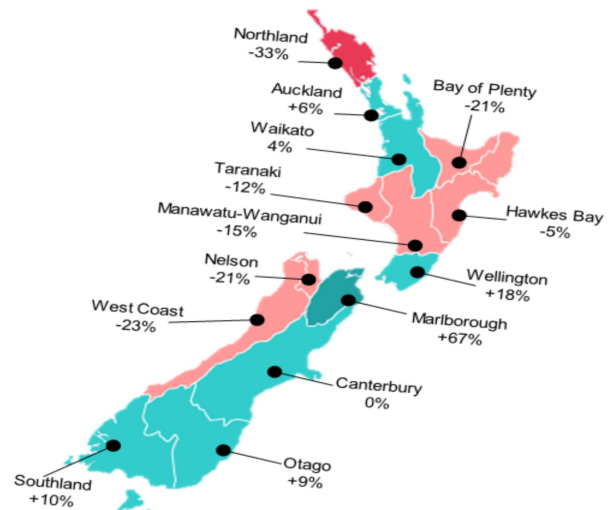
Number of international students from 2009 to 2013



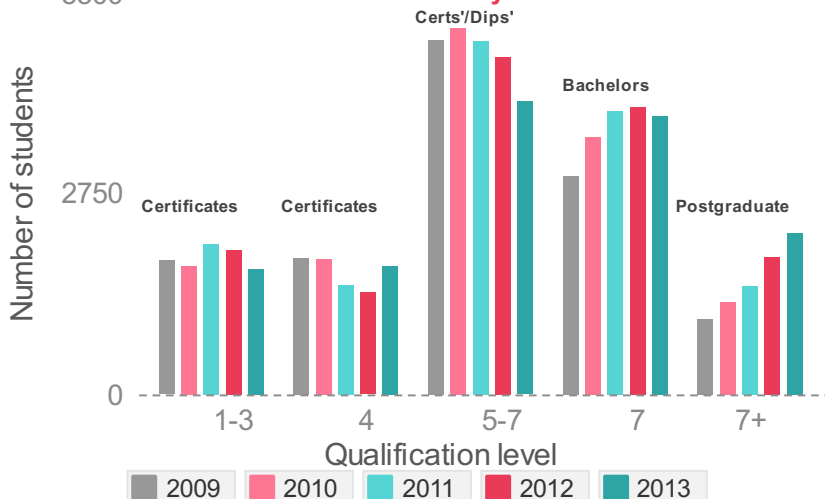
Top three increases & decreases by source country



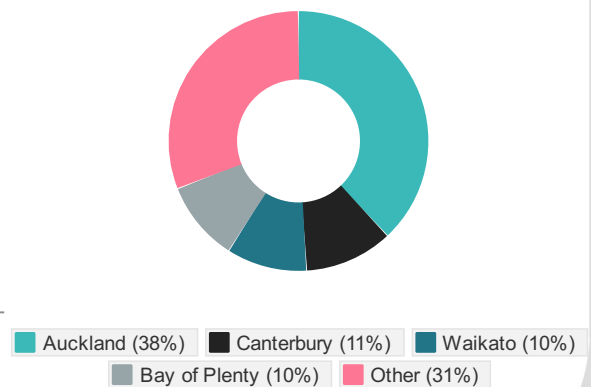
Regional increases & decreases



Students enrolments by level 2009 - 2013*



Proportional distribution of students by region, 2013



Developed by Education New Zealand.
This infographic includes data on full fee-paying, NZ Aid, PhD, foreign research postgraduate and exchange students sourced from the single data return (SDR).
Offshore students are also included if classified as offshore in the SDR.
Links to data sources: student numbers (www.educationcounts.gov.nz), student visas (www.immigration.govt.nz), Australian data (www.aei.gov.au)
*Postgraduate includes Graduate certificates, Honours, and Masters level qualifications.