



International students
+4% (+1,071)

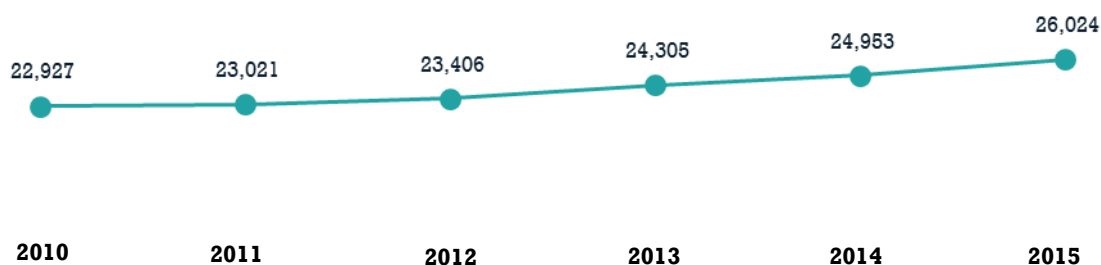


Tuition fee revenue
\$371.8m

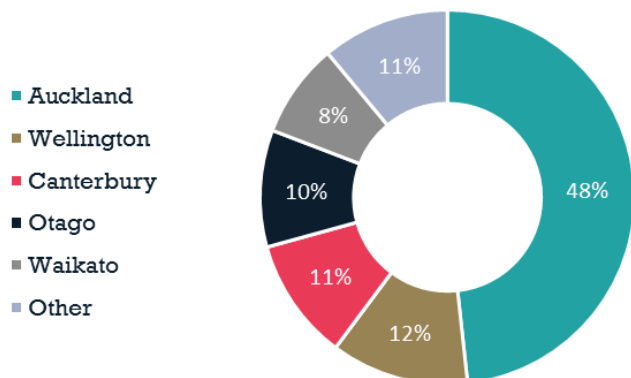


Growth in Masters level enrolments


Number of international students from 2010–2015



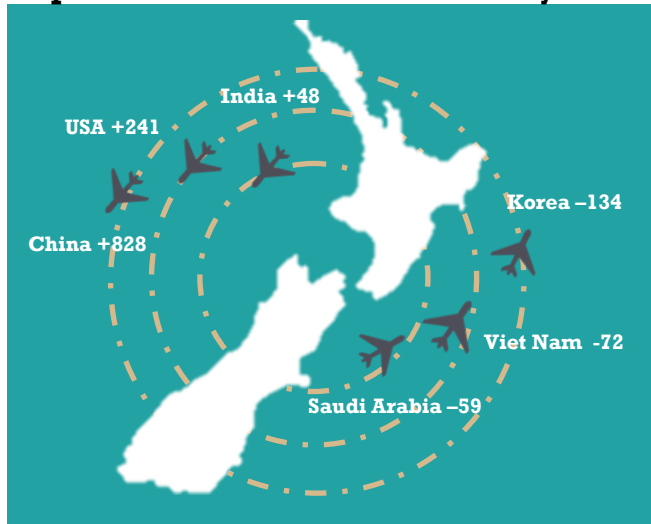
Regional enrolment distribution



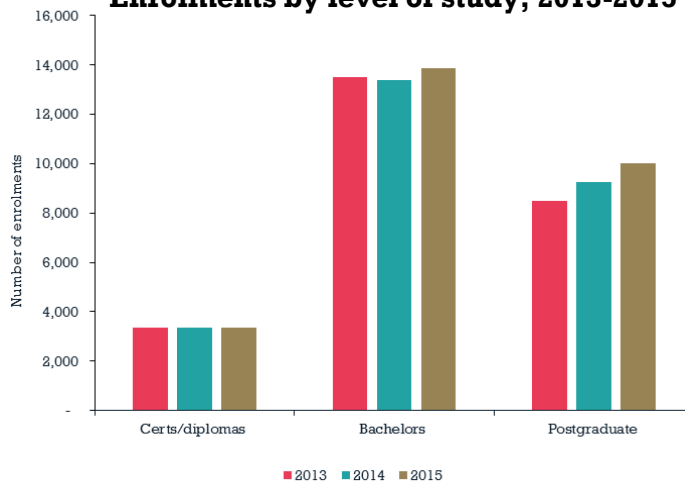
Regional enrolment variation



Top three increases and decreases by country



Enrolments by level of study, 2013-2015



Certs/diplomas includes Level 1-4 and certs/diplomas 5-7 and Level 7 postgraduate certs/diplomas. Postgraduate Study includes Level 8 honours/diplomas to Level 10 Doctoral. Other includes the "unknown" field and distance provision.

Developed by Education New Zealand.

This infographic includes data on full-fee-paying, NZ Aid, PhD, foreign research postgraduate and exchange students. It combines the data sources from the Ministry of Education: the Export Education Levy and Single Data Return (SDR) data. Offshore students are included if classified as offshore in the SDR. Link to data source: student numbers (www.educationcounts.govt.nz).